

Construction

- Dielectric: polypropylene film
- Plastic case
- Polyurethane resin

Features

- Self-healing properties
- Low dissipation factor
- High insulation resistance

Typical applications

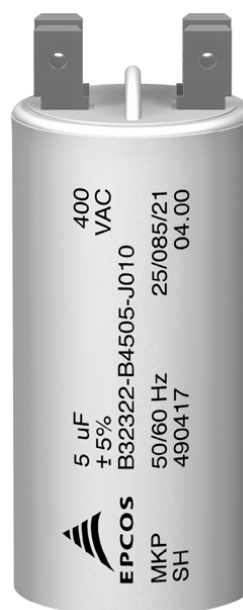
For general sine wave applications, mainly as motor run capacitor

Terminals

- B32320: Single Faston 6,3 x 0,8 mm
- B32322: Double Faston 6,3 x 0,8 mm

Mounting parts

- Metal stud (max. torque = 5 Nm)



Technical data and specifications

Standard	IEC / EN 60252
Rated capacitance C_N	1,5 .. 60 μ F
Tolerance	$\pm 5\%$, $\pm 10\%$
Rated voltage U_N	250 .. 660 Vac
Rated frequency f_N	50.. 60 Hz
Life expectancy	10.000 h (Class B)
Maximum ratings	
Maximum permissible voltage U_{max}	1,1 x U_N (U_N : rated voltage)
Maximum permissible current I_{max}	1,3 x I_N (I_N : rated current)

Technical data (cont`d)
Test data

AC test voltage terminal to terminal U_{TT}	$2 \times U_N, 60 \text{ s}$
Insulation voltage terminals to case	2000 Vac
Insulation resistance R_{is} or time constant τ at 20°C	
Rel. Humidity $\leq 65^\circ\text{C}$ (minimum value)	3000 s
Dissipation factor $\tan\delta$ at 20°C	$\leq 1,0 \times 10^{-3}$ (120 Hz)
Maximum rate of voltage rise du/dt_{max}	10 V/ μs

Climatic data

Climatic category	25/085/21 in accordance with IEC 60068-1
Lower category T_{min}	-25°C
Upper category T_{max}	$+85^\circ\text{C}$
Damp heat test t_{test}	21 days
Permitted capacitance $\Delta C/C$	$\leq 3 \%$

Note :

- 1) It should be noted that presence of harmonics produces over voltage & over current on capacitors. Resonance may cause serious damage to installation if a significant level of total harmonic distortion level exists for voltage or current. In such cases, series reactors must be considered.
- 2) Operating temperature class: In accordance with the reference standards, these temperatures are those measured on the surface on the capacitor

Approved marks

EN 60252
250⁽¹⁾, 400 and 450V⁽²⁾



- (1) Only from Epcos do Brasil, homologation in process to EPCOS India
- (2) Class C (3000h)

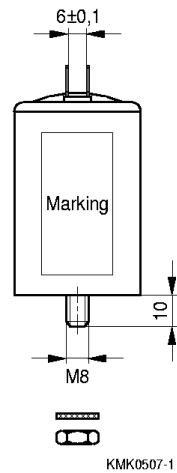
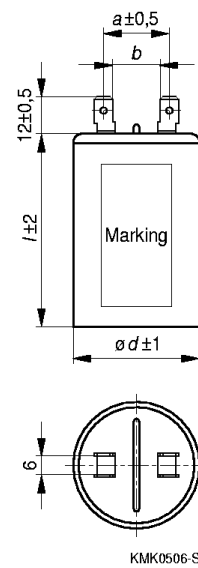
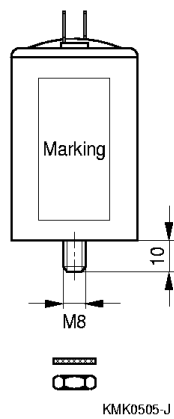
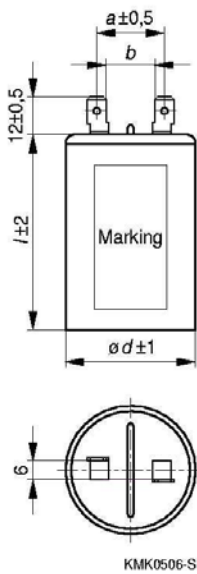
Dimensional drawings

B32320-...010

B32320-...030

B32322-...010

B32322-...030



$a = \text{min. } 16,15 \text{ mm.}$ For $d = 25 \text{ mm}$, $a = \text{min. } 12,65 \text{ mm.}$
 $b = \text{min. } 9,5 \text{ mm.}$ For $d = 25 \text{ mm}$, $b = \text{min. } 6,0 \text{ mm.}$

Ordering codes and packing units

U_N Vac	C_N μF	Max. dimensions $d \times l$ (mm) B32320	Max. dimensions $d \times l$ (mm) B32322	Ordering code	Packing unit (pcs.)
250	4	25 x 58	30 x 62	B323**-C1405-+0\$0	112
	5	25 x 58	30 x 62	B323**-C1505-+0\$0	112
	6	25 x 58	30 x 62	B323**-C1605-+0\$0	112
	7	25 x 58	30 x 62	B323**-C1705-+0\$0	112
	8	25 x 58	30 x 62	B323**-C1805-+0\$0	112
	9	30 x 62	30 x 62	B323**-C1905-+0\$0	112
	10	30 x 62	30 x 62	B323**-C1103-+0\$0	112
	12	30 x 62	30 x 62	B323**-C1126-+0\$0	112
	15	30 x 62	30 x 62	B323**-C1156-+0\$0	112
	20	35 x 62	35 x 62	B323**-C1206-+0\$0	84
	25	35 x 71	35 x 71	B323**-C1256-+0\$0	84
	30	35 x 71	35 x 71	B323**-C1306-+0\$0	84
	35	40 x 71	40 x 71	B323**-C1356-+0\$0	45
	40	40 x 71	40 x 71	B323**-C1406-+0\$0	45
	45	40 x 71	40 x 71	B323**-C1456-+0\$0	45
	50	40 x 98	40 x 98	B323**-C1506-+0\$0	45
55	40 x 98	40 x 98	B323**-C1556-+0\$0	45	
60	40 x 98	40 x 98	B323**-C1606-+0\$0	45	

U_N Vac	C_N μF	Max. dimensions $d \times l$ (mm) B32320	Max. dimensions $d \times l$ (mm) B32322	Ordering code	Packing unit (pcs.)
400	2	25 x 58	30 x 62	B323**-B4205-+0\$0	112
	3	25 x 58	30 x 62	B323**-B4305-+0\$0	112
	4	25 x 58	30 x 62	B323**-B4405-+0\$0	112
	5	30 x 62	30 x 62	B323**-B4505-+0\$0	112
	6	30 x 62	30 x 62	B323**-B4605-+0\$0	112
	7	35 x 62	35 x 62	B323**-B4705-+0\$0	84
	8	35 x 62	35 x 62	B323**-B4805-+0\$0	84
	10	35 x 62	35 x 62	B323**-B4106-+0\$0	84
	12	35 x 71	35 x 71	B323**-B4126-+0\$0	84
	15	40 x 71	40 x 71	B323**-B4156-+0\$0	45
	20	40 x 71	40 x 71	B323**-B4206-+0\$0	45
	25	40 x 98	40 x 98	B323**-B4256-+0\$0	45
	30	40 x 98	40 x 98	B323**-B4306-+0\$0	45
	35	45 x 95	45 x 95	B323**-A4356-+0\$0	45
	40	45 x 95	45 x 95	B323**-A4406-+0\$0	45
	45	50 x 95	50 x 95	B323**-A4456-+0\$0	32
50	50 x 95	50 x 95	B323**-A4506-+0\$0	32	
450	3	30 x 62	30 x 62	B323**-B6305-+0\$0	112
	6	35 x 62	35 x 62	B323**-B6605-+0\$0	84
	8	35 x 71	35 x 71	B323**-B6805-+0\$0	84
	10	40 x 71	40 x 71	B323**-B6106-+0\$0	45
	12	40 x 71	40 x 71	B323**-B6126-+0\$0	45
	15	45 x 71	45 x 71	B323**-A6156-+0\$0	45
	20	45 x 71	45 x 71	B323**-A6206-+0\$0	45
	25	45 x 95	45 x 95	B323**-A6256-+0\$0	45
	30	45 x 95	45 x 95	B323**-A6306-+0\$0	45
	35	50 x 95	50 x 95	B323**-A6356-+0\$0	32
	40	45 x 120	45 x 120	B323**-A6406-+0\$0	45

U_N Vac	C_N μF	Max. dimensions $d \times l$ (mm) B32320	Max. dimensions $d \times l$ (mm) B32322	Ordering code	Packing unit (pcs.)
450	45	50 x 120	50 x 120	B323**-A6456-+0\$0	32
	50	50 x 120	50 x 120	B323**-A6506-+0\$0	32
660	1,5	30 x 62	30 x 62	B323**-B9155-+0\$0	112
	2	35 x 62	35 x 62	B323**-B9205-+0\$0	84
	5	40 x 98	40 x 98	B323**-B9505-+0\$0	45
	6	45 x 95	45 x 95	B323**-A9605-+0\$0	45
	7,5	45 x 95	45 x 95	B323**-A9755-+0\$0	45
	10	50 x 95	50 x 95	B323**-A9106-+0\$0	32

Notes for ordering code:
****** Replace for terminals

20 – Single fast on terminals

22 – Double fast on terminals

+ Replace for capacitance tolerance

J - $\pm 5\%$

K - $\pm 10\%$
\$ Replace for construction

1 - Plastic case FRPP (UL94 V-2)

3 - Plastic case FRPP (UL94 V-2) and M8 bolt

© EPCOS AG 2000. All Rights Reserved. Reproduction, publication and dissemination of this data sheet, enclosures hereto and the information contained therein without EPCOS' prior express consent is prohibited.

The information contained in this data sheet describes the type of component and shall not be considered as guaranteed characteristics. Purchase orders are subject to the General Conditions for the Supply of Products and Services of the Electrical and Electronics Industry recommended by the ZVEI (German Electrical and Electronic Manufacturers' Association), unless otherwise agreed.